

15, 16 and 17 Octobre 2009  
Museo Civico di Storia Naturale  
di Milano

Aeims  
Vesalius Trust  
Società Italiana di Scienze Naturali  
Museo Civico di Storia Naturale di Milano

22° AEIMS Congress 2009

Milano

# Visualizing the World of Science





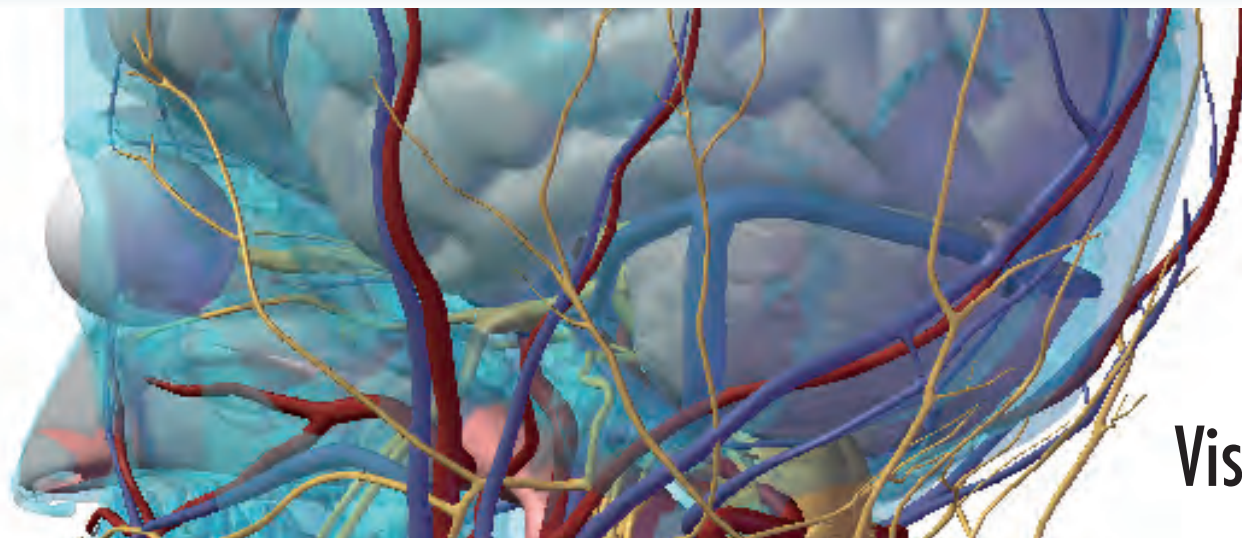
## Congress Maastricht 2008

Maastricht, the Netherlands,  
 16-18 october 2008.

As one of the organisers of this Congress I would like to thank everybody who participated for making this event a huge succes! Thanks to you and the fantastic line up of speakers everybody got a lot of inspiration and new input for our passion and carreers.

No doubt that we bring that enthousiasm to Milano this year!!! I really am looking forward to see everybody again. The "call for papers" will be sent out soon so if you got something interesting to show and talk about let us know.





## Visible Body

Argosy Publishing, an award-winning interactive, visual content developer, launched The Visible Body™, the world's first free, Web-based 3-D interactive model of the human body. The Visible Body consists of highly detailed, anatomically accurate, 3-D models of all human body systems, developed by a highly trained team with decades of experience in medical illustration and biomedical visualization. It allows all users to visualize and quickly and easily explore relevant areas of the human body, enabling them to explain how more than 1,700 anatomical structures – including major organs and systems – work together.

The Visible Body was developed initially for educators, health and medical professionals, as a next-generation, professional grade platform for demonstrating how the human body works.

It will also be of interest to individuals with a deep curiosity or appreciation for the human anatomy and science.

Since an initial trial release period, more than 150,000 users worldwide have registered for The Visible Body.

The Visible Body is currently a free site – Argosy Publishing plans to maintain this model by exploring business partnerships with a variety of organizations in the health and medical fields.

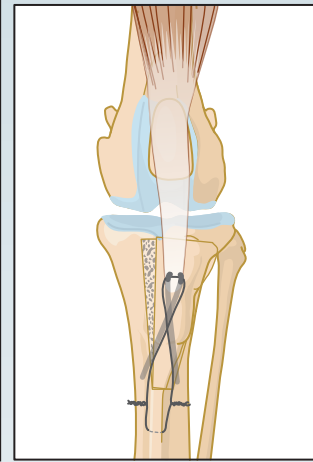
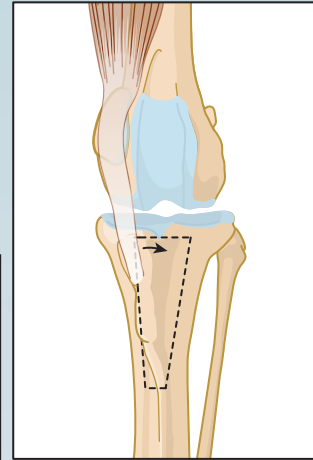
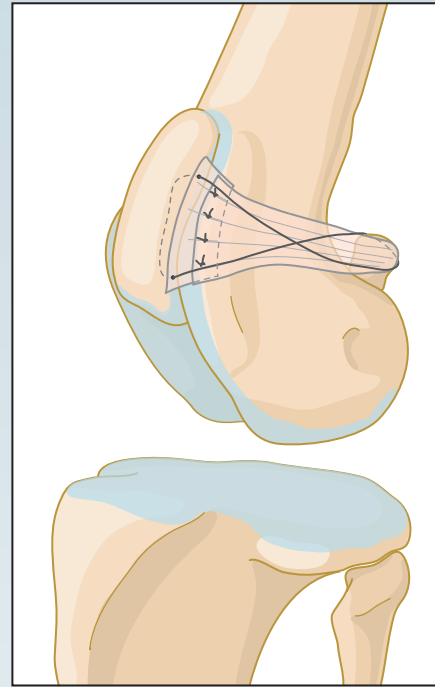


Work title: active regions in meditation  
 Publication: Volkskrant, dutch newspaper  
 Date of publication: 15 november 2008  
 Platform: Mac  
 Software: Cinema 4D & adobe photoshop



29 jan 2009

Work title: surgical procedure in patella luxation  
 Publication: brochures for Vitaux  
 Date of publication: march 2009  
 Platform: Mac



in the picture:

Maartje Kunen



Website: [www.maartjekunen.nl](http://www.maartjekunen.nl)  
 Work title: comparative anatomy of the leg:  
 human, cat and giraffe  
 Publication: Quest magazine  
 Date of publication: december 2008  
 Platform: Mac  
 Software: adobe illustrator & photoshop  
 the muscles are drawn in halftone pencil  
 and used as a basis for the image